

# Oracle FLEXCUBE Investor Servicing® DDL Tool Reference Guide

Release 12.0.3.0.0  
Part No. E53392-01

April 2014

---

# Contents

1	Preface.....	3
1.1	Audience .....	3
1.2	Related documents .....	3
1.3	Conventions.....	3
2	Introduction.....	3
2.1	How to use this Guide .....	3
3	Tools Introduction.....	4
4	FLEXCUBE Development Tools.....	4
4.1	RAD Tool.....	4
4.2	DDL Tool.....	4
4.3	TraX Tool.....	5
4.4	Pl/Sql Developer .....	5
5	Other Tools .....	6
5.1	SCM Tools .....	6
5.2	Utilities.....	6
5.2.1	<i>ClearCase - File Compare Utility.....</i>	<i>6</i>
5.2.2	<i>Putty (Unix Command Line ).....</i>	<i>7</i>
5.2.3	<i>WinScp (Windows Secure Copy).....</i>	<i>10</i>

---

# 1 Preface

This document describes various Tools available to work on FLEXCUBE Application development

## 1.1 Audience

The Tools getting started book is intended for FLEXCUBE Application Developers / Users to get overview of various tools available development.

## 1.2 Related documents

For more information, refer the below documents:

- *FCIS-FD01-01-01-Development Overview Guide*
- *FCIS-FD05-02-01-RAD-Reference*
- *FCIS-FD05-03-01-DDL-Reference*
- *FCIS-FD05-04-01-TrAX-Reference*

## 1.3 Conventions

The following text conventions are used in this document:

### Convention Meaning

**boldface** Boldface type indicates graphical user interface elements (for example, menus and menu items, buttons, tabs, dialog controls), including options that you select.

*italic* italic type indicates book titles, emphasis, or placeholder variables for which you supply particular values.

`monospace` Monospace type indicates language and syntax elements, directory and file names, URLs, text that appears on the screen, or text that you enter.

# 2 Introduction

## 2.1 How to use this Guide

The information in this guide includes:

- [Chapter 2, "Introduction"](#)
- [Chapter 3, "Tools Introduction"](#)
- [Chapter 4, "Development Tools"](#)
- [Chapter 5, "Other Tools"](#)

### 3 Tools Introduction

There are various Tools available to develop / extend FLEXCUBE functionality. These tools could be classified as below:

- Development Tools
- Debugging Tools
- SCM Tools
- Utilities

### 4 FLEXCUBE Development Tools

FLEXCUBE Application development is carried out using following tools:

- RAD Tool
- DDL Tool
- TraX Tool
- Pl/Sql Developer

#### 4.1 RAD Tool

Rapid Application Development (RAD) is a Web based tool that is used to develop the FLEXCUBE IS screens and other components. It is the Integrated Development Environment for the FLEXCUBE Application Development.

*Refer FCIS-FD02-01-01-RAD Getting Started.dox for more information.*

#### 4.2 DDL Tool

DDL Tool is used to create and work on FLEXCUBE Application database objects. The tool also provides a feature to generate a DDL script for all the changes made. The changes are also traceable across projects.

The tool is used to create the following objects:

- Table
- Synonym
- Sequence
- Index
- Constraint
- Conversion Script
- Static data inserts updates and deletes.

*Refer : FCIS-FD05-03-01-DDL-Reference for more information.*

**Note:** *This tool is internal to Oracle Financial Software Services and the above document may not be available externally.*

### **4.3 TraX Tool**

Trax Tool helps to maintain the XSD's for a project and analyze them for errors. This also facilitates in generation of Config files, WSDL file and Help files which is required for deployment of FLEXCUBE web service.

Typical operations done in TrAX:

1. Create New webservice/operation and type/message XSDs
2. Upload RAD Generated XSD files
3. Validate XSD Files for Inconsistency
4. Generate Config, Implementation & WSDL files for web service deployment

*Refer : FCIS-FD05-04-01-TrAX-Reference for more information.*

**Note:** *This tool is internal to Oracle Financial Software Services and the above document may not be available externally.*

### **4.4 Pl/Sql Developer**

PL/SQL Developer is an Integrated Development Environment that is specifically targeted at the development of stored program units for Oracle Databases. PL/SQL Developer helps in ease of use, maintain code quality and improve productivity Oracle application development.

Some features of PL/SQL developer

- Powerful PL/SQL Editor with Syntax Highlighting, Object describer, Code Assistant, Compiler hints.
- Integrated Debugger – debug code with Step In, Step Over, Step out, Breakpoints
- Beautifier – enhance the code with a standard template for code formatting
- Command window – similar to SQL\*Plus with enhancements
- Reports – various reports on database
- Object Browser
- Export Objects

Refer vendor document for more information.

## 5 Other Tools

### 5.1 SCM Tools

Oracle FLEXCUBE IS development uses IBM clear-case tool for version control. Refer vendor documents for more information.

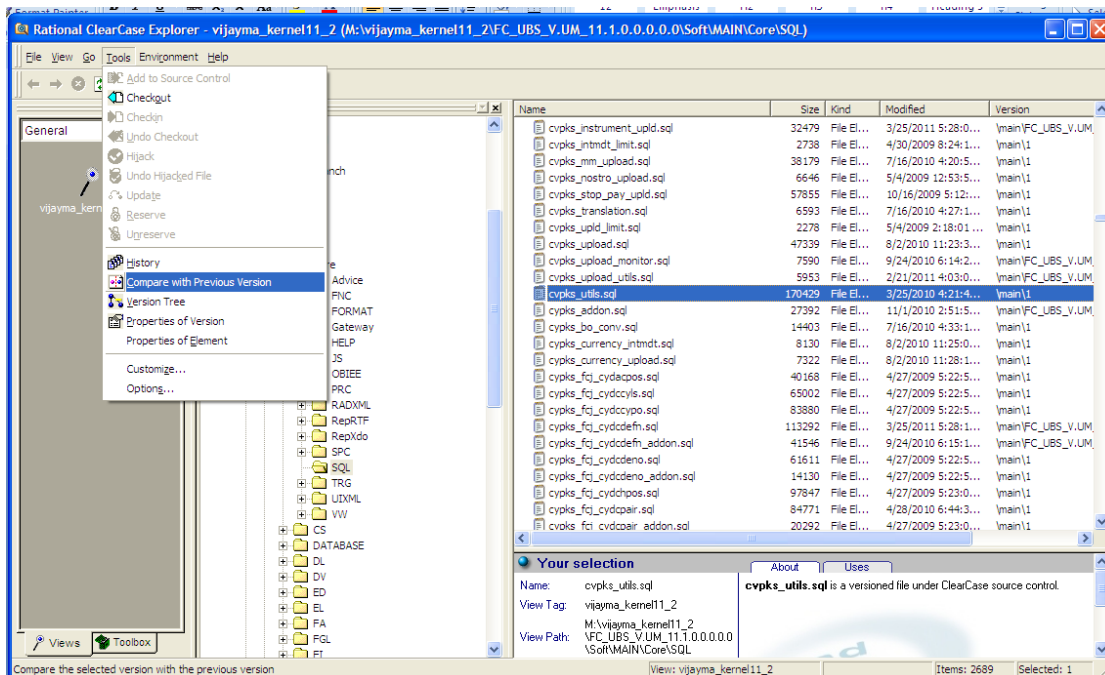
### 5.2 Utilities

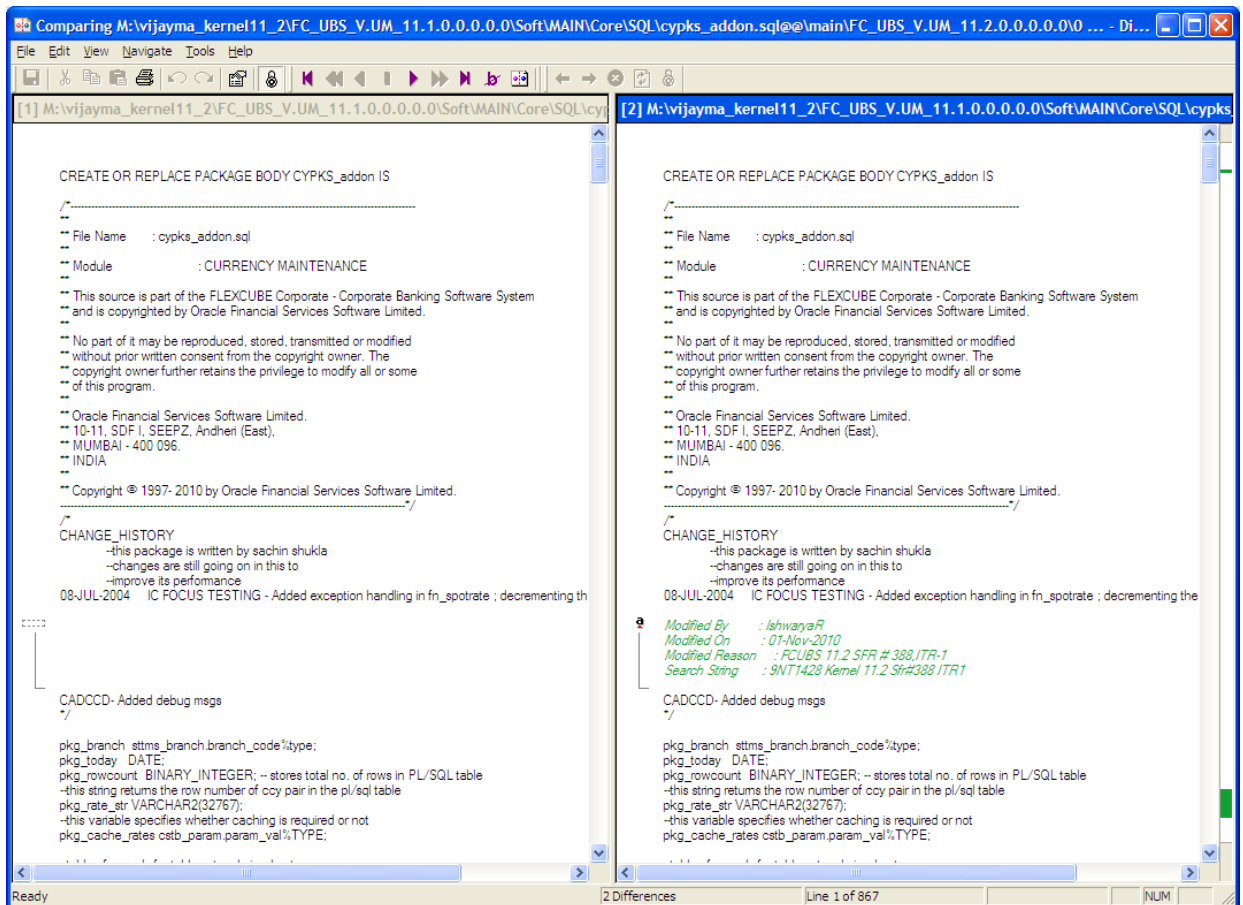
Below are some of Utility Tools which could be found handy while developing a FLEXCUBE Application.

#### 5.2.1 ClearCase - File Compare Utility

Clear case provides option to compare the files so that software changes can be verified.

From the explorer, select the required file, and Select the Option - Tools → Compare with Previous Version.

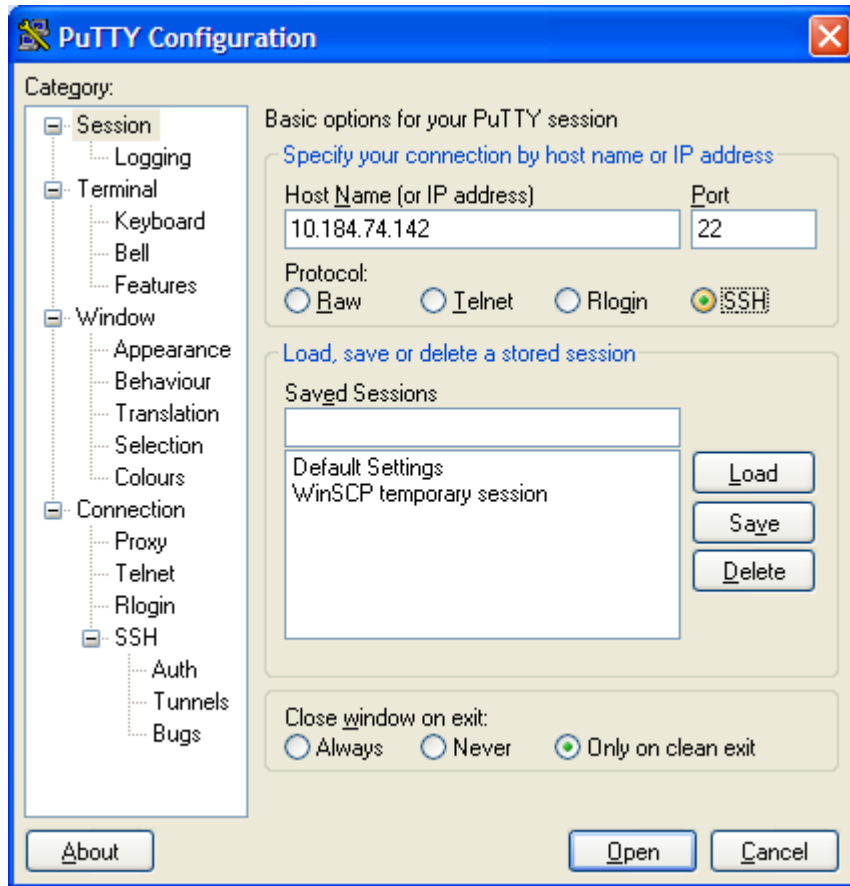




### 5.2.2 Putty (Unix Command Line )

PuTTY is a free client terminal application which connects user to a remote UNIX server securely. The interface is through Unix commands and this tool would be used to execute commands in remote sever, to copy user debug files generated by FLEXCUBE Application that is deployed on unix based operating systems.

Step 1) Login to a remote server – provide IP address & select SSH



Step 2) Provide User Credentials





Now, user is ready to perform command line operations.



User's typically perform FTP operations in this mode.

### 5.2.3 WinScp (Windows Secure Copy)

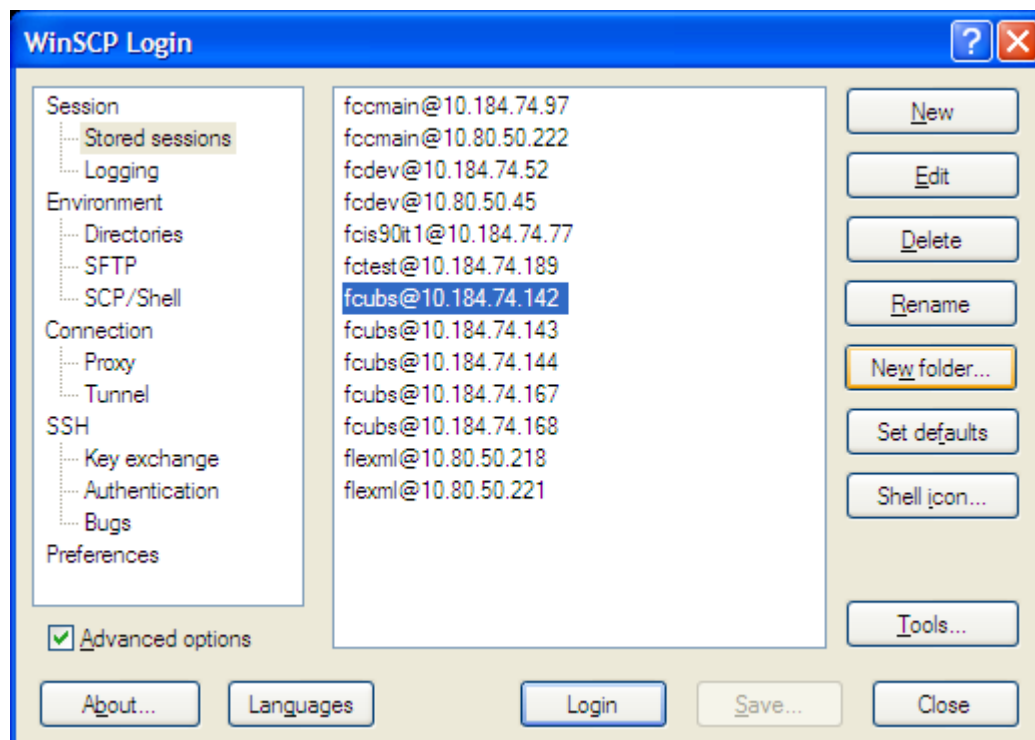
WinSCP (Windows Secure Copy) is a free and open source SFTP and FTP client for Microsoft Windows. It's main function is secure file transfer between a local computer and a remote computer. For secure transfer's it uses Secure Shell (SSH) protocol.

This tool acts similar to Windows Explorer providing graphical user interface and ease to work with files in Unix remote systems.

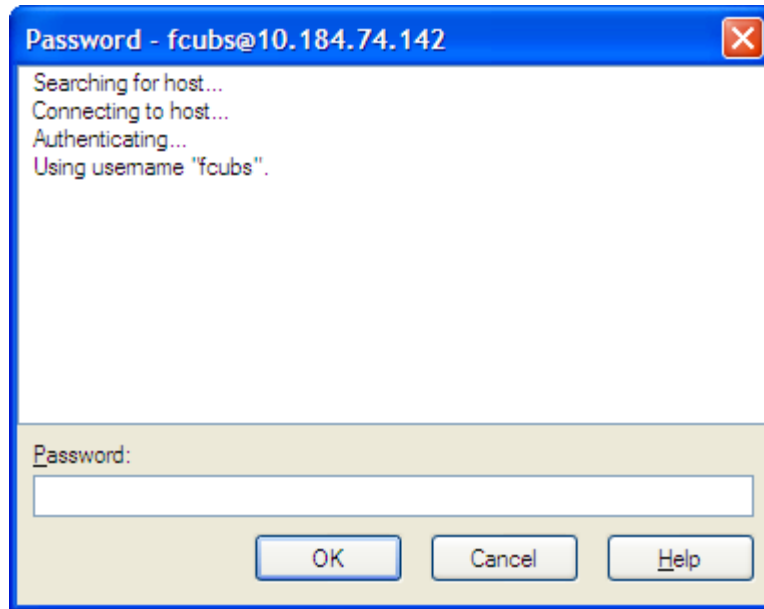
This tool would be generally used to get Debug files generated for the user from FLEXCUBE Application from pre-defined path.

#### a) Login to WinSCP

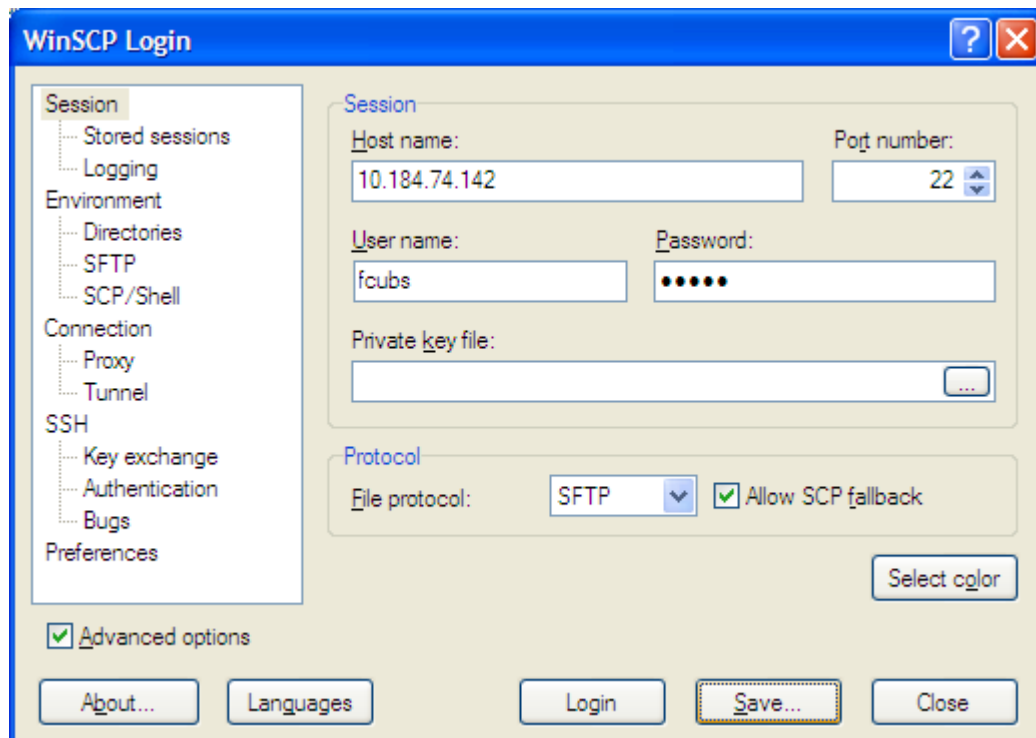
The below screen is the Login Screen.



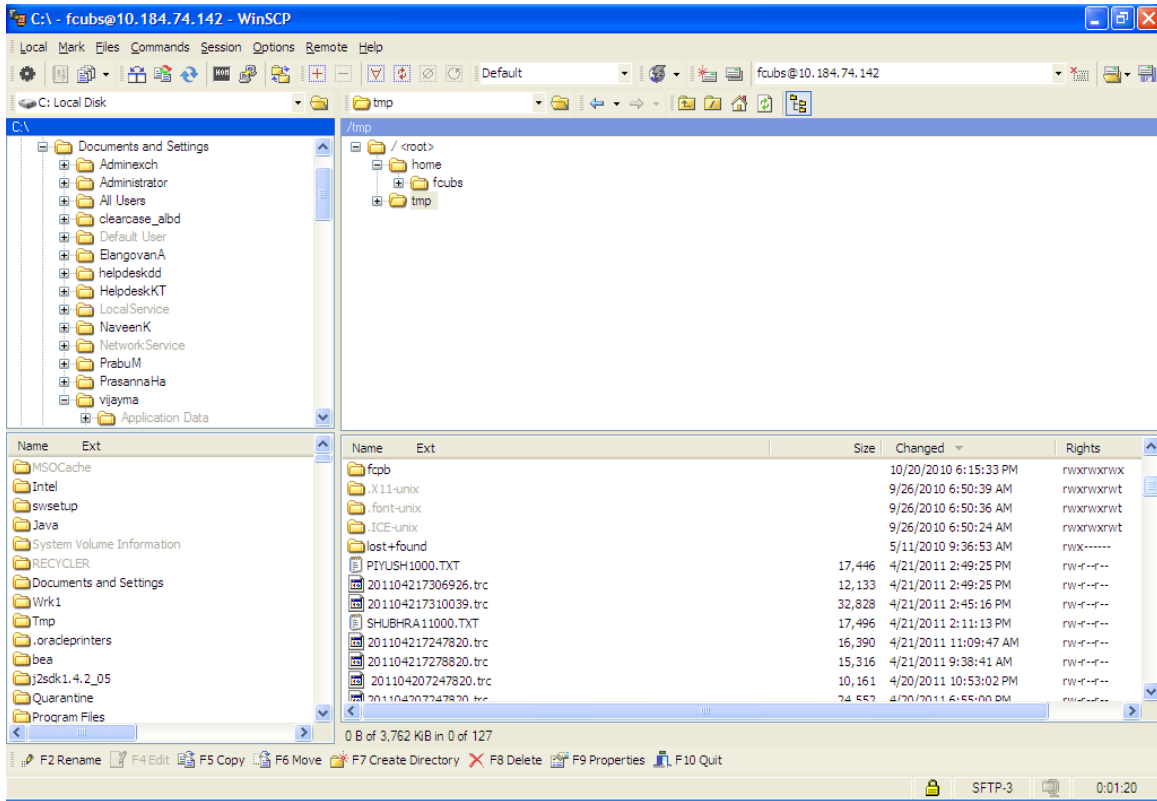
#### b) Select a pre-defined server / provide new server details



Creating a new Entry for Server



c) Main Screen (Explorer)



There are Two sections in the screen. The Left Section represents the Local computer, and the Right section represents the remote server.

User could copy the required debug file from server to the local machine by simple drag and drop.

User could also perform other operations on the remote server such as create / delete / copy / move / rights operations right from the screen itself.

When copying from remote server to local machine, care should be taken to select appropriate parameter from the options. Options are Text / Binary mode. Select Text mode to indicate it is a human readable ASCII English file. Eg., debug file Select Binary mode to indicate it is a system readable file such as an Oracle Import Dump file.



FCIS-FD05-01-01-Tools-Getting Started  
April [2014]  
Version 12.0.1.0.0

Oracle Financial Services Software Limited  
Oracle Park  
Off Western Express Highway  
Goregaon (East)  
Mumbai, Maharashtra 400 063  
India

Worldwide Inquiries:  
Phone: +91 22 6718 3000  
Fax: +91 22 6718 3001  
[www.oracle.com/financialservices/](http://www.oracle.com/financialservices/)

Copyright © [2007], [2014], Oracle and/or its affiliates. All rights reserved.

Oracle and Java are registered trademarks of Oracle and/or its affiliates. Other names may be trademarks of their respective owners.

**U.S. GOVERNMENT END USERS:** Oracle programs, including any operating system, integrated software, any programs installed on the hardware, and/or documentation, delivered to U.S. Government end users are "commercial computer software" pursuant to the applicable Federal Acquisition Regulation and agency-specific supplemental regulations. As such, use, duplication, disclosure, modification, and adaptation of the programs, including any operating system, integrated software, any programs installed on the hardware, and/or documentation, shall be subject to license terms and license restrictions applicable to the programs. No other rights are granted to the U.S. Government.

This software or hardware is developed for general use in a variety of information management applications. It is not developed or intended for use in any inherently dangerous applications, including applications that may create a risk of personal injury. If you use this software or hardware in dangerous applications, then you shall be responsible to take all appropriate failsafe, backup, redundancy, and other measures to ensure its safe use. Oracle Corporation and its affiliates disclaim any liability for any damages caused by use of this software or hardware in dangerous applications.

This software and related documentation are provided under a license agreement containing restrictions on use and disclosure and are protected by intellectual property laws. Except as expressly permitted in your license agreement or allowed by law, you may not use, copy, reproduce, translate, broadcast, modify, license, transmit, distribute, exhibit, perform, publish or display any part, in any form, or by any means. Reverse engineering, disassembly, or decompilation of this software, unless required by law for interoperability, is prohibited.

The information contained herein is subject to change without notice and is not warranted to be error-free. If you find any errors, please report them to us in writing.

This software or hardware and documentation may provide access to or information on content, products and services from third parties. Oracle Corporation and its affiliates are not responsible for and expressly disclaim all warranties of any kind with respect to third-party content, products, and services. Oracle Corporation and its affiliates will not be responsible for any loss, costs, or damages incurred due to your access to or use of third-party content, products, or services.